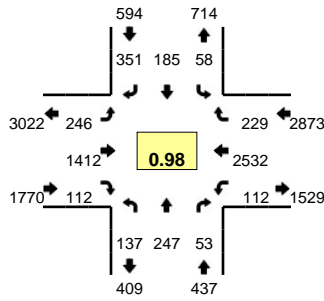
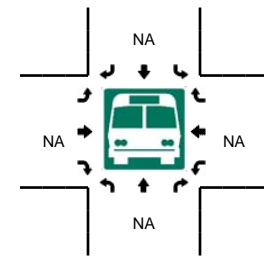
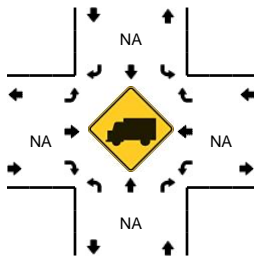
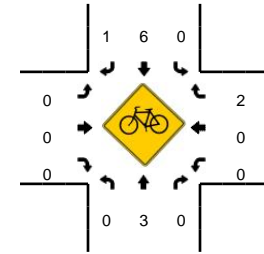
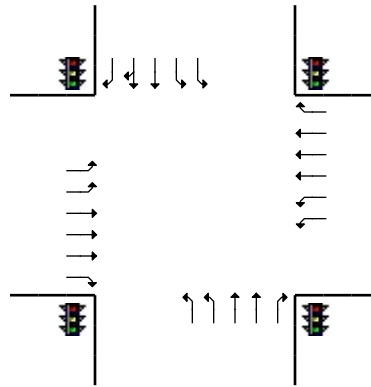
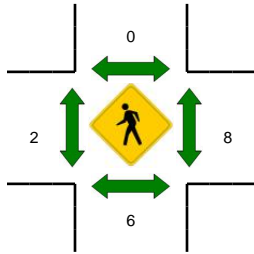
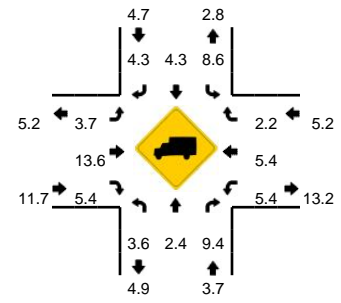


**LOCATION:** Warm Springs Blvd -- Mission Blvd  
**CITY/STATE:** Fremont, CA

**QC JOB #:** 14381201  
**DATE:** Wed, Apr 19 2017



**Peak-Hour: 7:30 AM -- 8:30 AM**  
**Peak 15-Min: 7:45 AM -- 8:00 AM**

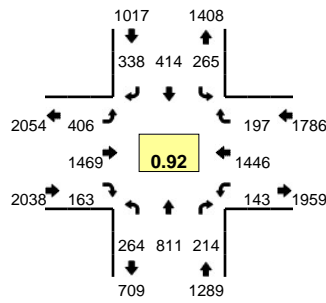


5-Min Count Period Beginning At	Warm Springs Blvd (Northbound)				Warm Springs Blvd (Southbound)				Mission Blvd (Eastbound)				Mission Blvd (Westbound)				Total	Hourly Totals
	Left	Thru	Right	U	Left	Thru	Right	U	Left	Thru	Right	U	Left	Thru	Right	U		
7:00 AM	5	12	4	0	2	9	21	0	17	90	7	0	8	232	22	0	429	
7:05 AM	6	12	6	0	5	14	30	0	12	79	6	0	19	179	39	0	407	
7:10 AM	13	17	6	0	3	14	27	0	27	106	4	0	3	152	23	0	395	
7:15 AM	5	9	3	0	3	8	16	0	15	143	4	0	4	232	24	0	466	
7:20 AM	10	14	10	0	5	6	28	0	15	104	8	0	6	222	25	0	453	
7:25 AM	16	32	8	0	10	15	44	1	24	86	7	0	7	157	24	1	432	
7:30 AM	10	13	6	0	5	14	26	0	14	145	7	1	7	240	17	0	505	
7:35 AM	9	13	4	0	5	6	26	0	14	123	12	0	11	231	25	0	479	
7:40 AM	9	21	4	0	9	22	36	0	9	103	11	1	3	168	22	1	419	
7:45 AM	11	10	2	0	4	11	25	0	41	146	7	0	7	213	17	0	494	
7:50 AM	11	28	2	0	2	12	26	0	22	130	11	1	10	214	28	0	497	
7:55 AM	12	21	1	3	7	38	34	0	20	94	8	0	9	198	15	0	460	5436
8:00 AM	14	24	5	1	1	13	24	0	32	133	12	1	6	190	15	1	472	5479
8:05 AM	9	28	4	1	3	13	16	0	16	113	8	1	11	246	16	0	485	5557
8:10 AM	6	21	7	0	7	21	40	0	14	81	6	2	13	217	20	0	455	5617
8:15 AM	15	27	4	1	6	15	42	0	20	79	6	1	11	143	23	2	395	5546
8:20 AM	11	21	10	0	5	7	30	0	20	170	10	0	4	236	16	2	542	5635
8:25 AM	14	20	4	0	4	13	26	0	16	95	14	0	14	236	15	0	471	5674
8:30 AM	21	37	6	0	9	37	40	0	18	85	7	0	10	154	11	2	437	5606
8:35 AM	13	17	3	0	3	12	33	0	31	130	9	2	4	194	11	2	464	5591
8:40 AM	3	31	10	0	5	18	24	0	20	120	11	0	16	221	19	1	499	5671
8:45 AM	0	17	10	0	12	34	51	0	27	79	14	1	13	164	19	0	441	5618
8:50 AM	17	30	3	0	6	9	25	0	50	149	10	3	10	162	13	0	487	5608
8:55 AM	12	29	4	0	5	26	22	0	14	104	8	0	10	245	13	0	492	5640
Peak 15-Min Flowrates	Northbound				Southbound				Eastbound				Westbound				Total	
	Left	Thru	Right	U	Left	Thru	Right	U	Left	Thru	Right	U	Left	Thru	Right	U		
All Vehicles	136	236	20	12	52	244	340	0	332	1480	104	4	104	2500	240	0	5804	
Heavy Trucks	0	8	4		8	12	20		16	180	12		8	128	8		404	
Pedestrians		16				0				4				12			32	
Bicycles	0	1	0		0	2	0		0	0	0		0	0	0		3	
Railroad																		
Stopped Buses																		

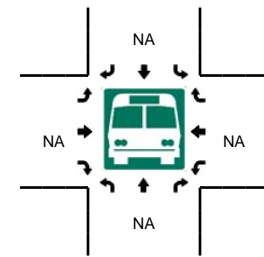
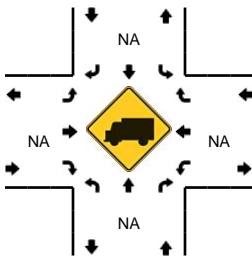
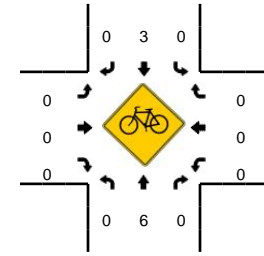
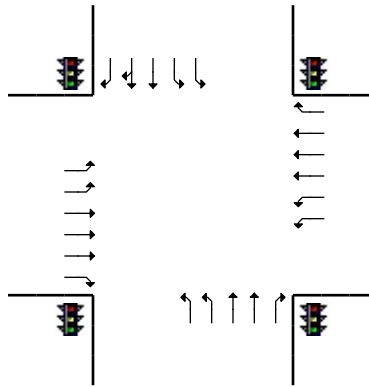
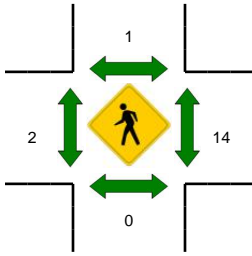
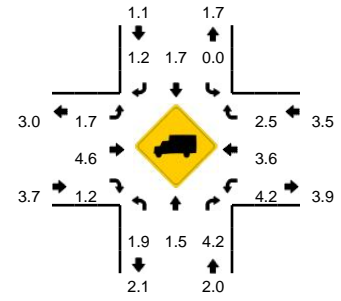
Comments:

**LOCATION:** Warm Springs Blvd -- Mission Blvd  
**CITY/STATE:** Fremont, CA

**QC JOB #:** 14381202  
**DATE:** Wed, Apr 19 2017



**Peak-Hour: 5:20 PM -- 6:20 PM**  
**Peak 15-Min: 6:05 PM -- 6:20 PM**



5-Min Count Period Beginning At	Warm Springs Blvd (Northbound)				Warm Springs Blvd (Southbound)				Mission Blvd (Eastbound)				Mission Blvd (Westbound)				Total	Hourly Totals
	Left	Thru	Right	U	Left	Thru	Right	U	Left	Thru	Right	U	Left	Thru	Right	U		
4:30 PM	13	57	17	0	25	31	39	0	18	121	21	0	4	116	8	0	470	5200
4:35 PM	12	66	26	0	29	38	31	0	36	105	9	1	5	81	18	2	459	5208
4:40 PM	18	61	20	0	36	37	15	0	19	106	9	0	11	138	18	0	488	5309
4:45 PM	14	48	11	0	24	26	29	0	20	136	12	1	9	149	22	1	502	5408
4:50 PM	12	50	10	0	11	18	14	0	13	149	11	0	13	126	12	2	441	5429
4:55 PM	14	59	18	0	23	23	22	0	22	145	18	0	11	126	22	1	504	5541
5:00 PM	17	62	16	0	26	33	33	0	37	122	14	1	1	119	15	0	496	5592
5:05 PM	30	62	14	0	29	44	34	0	9	83	8	0	11	106	9	0	439	5612
5:10 PM	16	60	6	0	28	54	47	0	19	134	6	0	13	154	17	1	555	5747
5:15 PM	25	40	11	0	20	23	28	0	35	135	10	0	6	133	11	0	477	5780
5:20 PM	28	74	19	0	17	24	14	0	28	137	8	1	17	147	10	4	528	5889
5:25 PM	24	74	15	0	19	24	18	0	40	119	15	0	5	109	21	1	484	5843
5:30 PM	27	70	21	0	23	28	18	0	37	86	11	0	14	81	10	2	428	5801
5:35 PM	34	75	23	0	19	23	24	0	23	91	11	0	13	122	18	0	476	5818
5:40 PM	15	52	12	0	23	41	19	0	43	141	11	0	8	160	15	0	540	5870
5:45 PM	19	62	11	0	12	13	19	0	32	142	20	0	11	132	15	0	488	5856
5:50 PM	20	78	12	0	23	48	34	0	32	119	10	0	11	107	21	0	515	5930
5:55 PM	24	74	14	0	30	56	51	0	31	102	20	0	6	88	12	1	509	5935
6:00 PM	19	67	21	0	29	48	23	0	26	108	15	0	11	124	11	0	502	5941
6:05 PM	20	63	28	0	25	37	40	0	35	136	9	2	8	128	28	1	560	6062
6:10 PM	18	50	19	0	26	37	49	0	32	152	22	1	10	136	20	2	574	6081
6:15 PM	16	72	19	0	19	35	29	0	41	136	11	2	18	112	16	0	526	6130
6:20 PM	21	85	16	0	17	40	30	0	30	131	14	1	9	99	24	0	517	6119
6:25 PM	14	69	19	0	34	40	33	0	37	96	21	3	12	91	17	0	486	6121
Peak 15-Min Flowrates	Northbound				Southbound				Eastbound				Westbound				Total	
	Left	Thru	Right	U	Left	Thru	Right	U	Left	Thru	Right	U	Left	Thru	Right	U		
All Vehicles	216	740	264	0	280	436	472	0	432	1696	168	20	144	1504	256	12	6640	
Heavy Trucks	4	8	12		0	4	4		8	60	0		4	52	12		168	
Pedestrians		0				0				0				16			16	
Bicycles	0	1	0		0	1	0		0	0	0		0	0	0		2	
Railroad																		
Stopped Buses																		

Comments: